

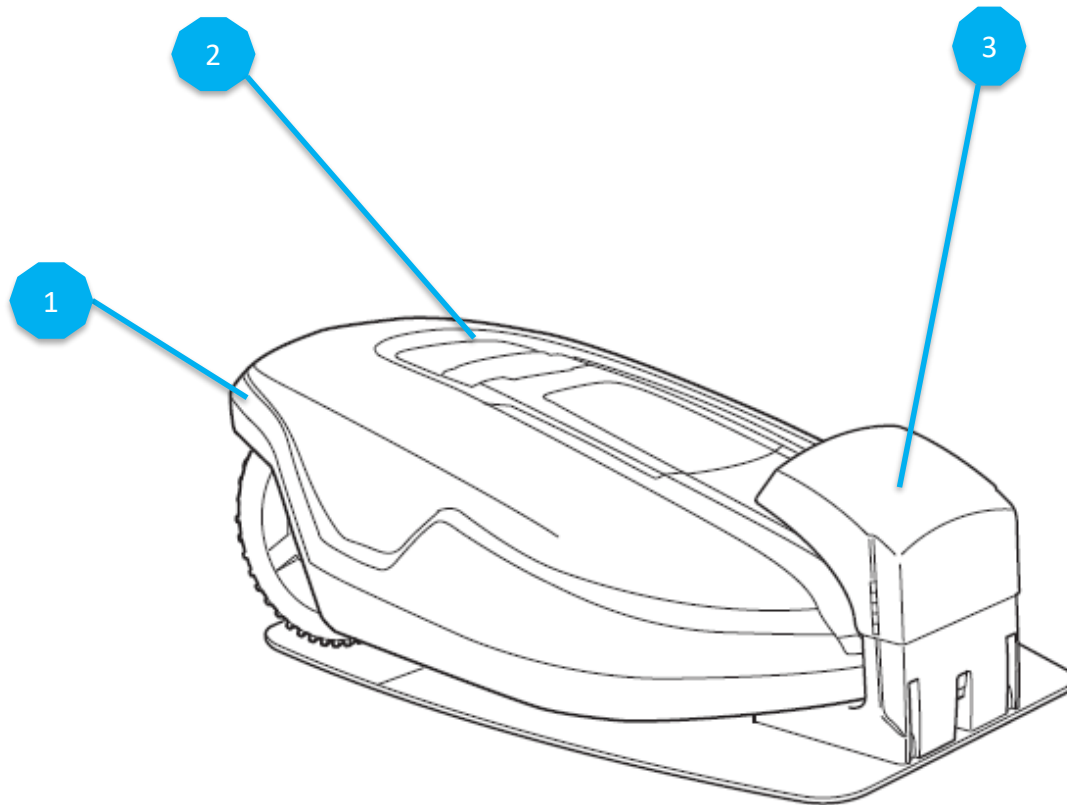
Compliance Guide
Edition 05/2018

Robotic Mowers (battery powered and charging station connected to electric mains or low voltage supply)

European Garden Machinery Federation
EGMF
Bd Reyers 80, 1030 Brussels, Belgium
secretariat@egmf.org
+32 2 706 82 37

1. Introduction

Robotic Mowers in conformity with EN 60335-1:2012/A11:2014 & EN 50636-2-107:2015



Key

- 1) Robotic mower
- 2) Manual Stop
- 3) Charge station

Note:

- 1. *The standards indicated in this guide are the latest published versions.*
- 2. *The inspection of a product should be conducted using ONLY the standards as declared by the manufacturer in the D.o.C. delivered with the product.*


1. Introduction

Main EU technical Directives to be applied to Robotic Mowers

2006/42/EC
Machinery

2011/65/EU RoHS
(as amended)
Restriction of Hazardous
Substances

2012/19/EU WEEE
Waste Electrical &
Electronic Equipment



2014/53/EU from 13.06.2017
Radio Equipment Directive (RED)

Is this Robotic Mower compliant with EU Directives?

- ✓ • This guide is intended for quick evaluation of robotic mower marking:
 - CE marking
- ✓ • Documentation:
 - EU declaration of conformity (D.o.C.)
 - Instructions
- ✗ • This guide is not applicable for technical evaluations
- ✗ • This guide contains extracts of relevant regulations and does not claim completeness of contents

2. Machinery Identification CE Marking

Machinery Directive 2006/42/EC




Illustration from 2006/42/EC

CE marking:


- The CE Conformity marking shall consist of the initials 'CE' as shown left;
- The CE marking shall be affixed to the machinery visibly, legibly and indelibly;
- The CE marking must include the minimum particulars (on the machine e.g. labelled, printed, embossed, etc.);
- The CE marking must be affixed in the immediate vicinity of the name of the manufacturer or his authorised representative, using the same technique.

Marking of machinery:

- Business name and address of the manufacturer or his authorised representative;
- Designation of the machinery (may be indicated by a code);
- Designation of series or type (may be indicated by a code and may be combined with the designation of the machinery);
- Serial number, if any;
- Year of construction/assembly.
- Mass in kg

3. Marking requirements

From EN 50636-2-107:2015

- For mains connected Robotic Mowers' charging station:
 - Rated voltage or rated voltage range in Volts e.g. 230 V or 230-240 V
 - Nature of supply, e.g. 50 Hz or a.c. or ~
 - Symbol for class II stations 
 - Rated power input in Watts or rated current in Amperes
 - IP class
- For low voltage supplied Robotic Mowers' charging station:
 - Rated voltage or rated voltage range in Volts e.g. 36 V
 - Nature of supply, e.g. 50 Hz, a.c., ~, d.c. or ===
- For Robotic Mowers :
 - Rated voltage in Volts e.g. 18 V
 - Nature of supply, d.c. or ===
 - Cutting width in cm

From the WEEE Directive 2012/19/EU

- Waste Electrical & Electronic Equipment.



4. Documentation / Instructions

Machinery Directive 2006/42/EC

For clarification, consult the European Commission Guide to application of the Machinery Directive 2006/42/EC




- Machinery must be accompanied by instructions in the official Community language(s) of the Member State in which it is made available
- The instructions must contain at least the following information:
 - business name and full address of the manufacturer and of his authorised representative (if the manufacturer is not located in an EU Member State),
 - descriptions and explanations necessary for safe use, adjustment and maintenance operations that should be carried out by the user, and preventive maintenance measures that should be taken,
 - a description of the intended use of the machinery, (professional use and use by consumers),
 - warnings concerning ways in which the machinery must not be used that experience has shown might occur,
 - A-weighted sound power level and its uncertainties

5. Documentation / EU Declaration of Conformity

2006/42/EC, 2014/53/EU

For clarification, consult the European Commission Guide to application of the Machinery Directive 2006/42/EC



The EU declaration of conformity (D.o.C.) must contain at least the following particulars:

- business name and full address of the manufacturer and, where appropriate, his authorised representative;
- name and address of the person authorised to compile the technical file, who must be established in the European Union;
- description and identification of the machinery including generic denomination, function, model, type, serial number and commercial name;
- a sentence expressly declaring that the machinery fulfils all the relevant provisions of this Directive and, where appropriate, a similar sentence declaring conformity with other Directives and/or relevant provisions with which the machinery complies;
- the place and date of the declaration of conformity;
- the identity and signature of the person empowered to draw up the declaration on behalf of the manufacturer or his authorised representative.

6. Warning text or pictograms on the machine*

- WARNING - Read instruction manual before operating the machine



Alternative pictograms



or



- WARNING - Keep a safe distance from the machine when operating



- WARNING - Operate the disabling device before working on or lifting the machine



or



- CAUTION - Do not touch rotating blade



- WARNING - Do not ride on the machine

* If pictograms are used, they must be explained in the instructions

* If text is used it must be in the official language(s) of the country where the product is sold