

Compliance Guide
4th edition 09/2020

Lawnmowers **(pedestrian controlled** **electric mains-powered)**

European Garden Machinery Federation

EGMF

Bd Reyers 80, 1030 Brussels, Belgium

secretariat@egmf.org

+32 2 206 68 66

This guide is intended to help market surveillance authorities with the checking of conformity of pedestrian controlled electric mains-powered lawnmowers in the European Union. It should only be taken as suggestions or observations for consideration.

1. Introduction

Lawnmower in conformity with EN 60335-1:2012/A2:2019 & EN 60335-2-77:2010



Key

- 1) Operator Presence Control
- 2) Self closing rear discharge guard
- 3) Grass catcher
- 4) Cutting means enclosure

Note:

1. The standards indicated in this guide are the latest published versions.
2. The inspection of a product should be conducted using ONLY the standards as declared by the manufacturer in the D.o.C. delivered with the product.


Rear collect pedestrian controlled electric mains-powered lawnmower

1. Introduction

Main EU technical Directives to be applied to electric mains-powered pedestrian controlled lawnmowers

Directive 2011/65/EU
RoHS
(as amended)
Restriction of Hazardous
Substances

Directive 2012/19/EU
WEEE
Waste Electrical &
Electronic Equipment



Directive 2006/42/EC
Machinery

Directive 2000/14/EC
(as amended)
Outdoor Noise

Directive 2014/30/EU
Electromagnetic Compatibility

1. Introduction

Is this lawnmower compliant with EU Directives?

- ✓ • This guide is intended for quick evaluation of electric pedestrian controlled lawnmower marking:
 - CE marking
 - Guaranteed sound power level

- ✓ • And documentation:
 - EU declaration of conformity
 - Instructions

- ✗ • This guide is not applicable for technical evaluations
- ✗ • This guide is not applicable to combustion engine driven pedestrian controlled lawnmowers
- ✗ • This guide contains extracts of relevant regulations and does not claim completeness of contents

2. Machinery Identification CE Marking

Machinery Directive 2006/42/EC

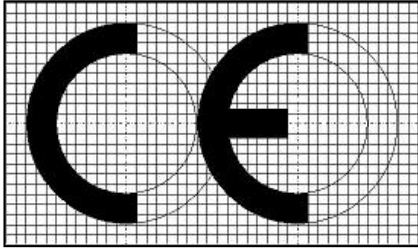


Illustration from 2006/42/EC

CE marking:


- The CE Conformity marking shall consist of the initials 'CE' as shown left;
- The CE marking shall be affixed to the machinery visibly, legibly and indelibly;
- The CE marking must include the minimum particulars (on the machine e.g. labelled, printed, embossed, etc.);
- The CE marking must be affixed in the immediate vicinity of the name of the manufacturer or his authorised representative, using the same technique.

Marking of machinery:

- Business name and address of the manufacturer or his authorised representative;
- Designation of the machinery (may be indicated by a code);
- Designation of series or type (may be indicated by a code and may be combined with the designation of the machinery);
- Serial number, if any;
- Year of construction/assembly;
- Mass of the machine, in kg.

3. Marking requirements

From EN 60335-2-77:2010

- For mains powered lawnmowers:
 - Rated voltage or rated voltage range in Volts e.g. 230 V or 230-240 V
 - Nature of supply, e.g. 50 Hz or a.c. or ~
 - Symbol for class II machines 
 - Rated power input in Watts or rated current in Amperes

From the WEEE Directive 2012/19/EU

- Waste Electrical & Electronic Equipment



4. Marking / Outdoor Noise Label

Outdoor Noise Directive 2000/14/EC (as amended)

- The indication of the guaranteed sound power level must consist of:
 - the single number of the guaranteed sound power in dB
 - the sign L_{WA} and
 - a pictogram taking the following form:



Example

- Noise limits for electric pedestrian controlled lawnmowers by cutting width (L in cm):

| | |
|-------------------|-------------|
| $L \leq 50$ | = 96 dB(A) |
| $50 < L \leq 70$ | = 98 dB(A) |
| $70 < L \leq 120$ | = 100 dB(A) |
| $L > 120$ | = 105 dB(A) |

5. Documentation / Instructions

Machinery Directive 2006/42/EC

For clarification, consult the European Commission Guide to application of the Machinery Directive 2006/42/EC



- Machinery must be accompanied by instructions in the official Community language(s) of the Member State in which it is placed on the market
- The instructions must contain at least the following information:
 - business name and full address of the manufacturer and of his authorised representative (if the manufacturer is not located in an EU Member State);
 - descriptions and explanations necessary for safe use, adjustment and maintenance operations that should be carried out by the user, and preventive maintenance measures that should be taken;
 - a description of the intended use of the machinery (professional use and use by consumers);
 - warnings concerning ways in which the machinery must not be used that experience has shown might occur;
 - Noise emissions and hand-arm vibrations.

6. Documentation / EU Declaration of Conformity

2006/42/EC, 2000/14/EC, 2014/30/EU, 2011/65/EU

For clarification, consult the European Commission Guide to application of the Machinery Directive 2006/42/EC

The EU declaration of conformity must contain at least the following particulars:



- business name and full address of the manufacturer and, where appropriate, his authorised representative;
- name and address of the person authorised to compile the technical file, who must be established in the European Union;
- description and identification of the machinery including generic denomination, function, model, type, serial number and commercial name;
- a sentence expressly declaring that the machinery fulfils all the relevant provisions of this Directive and, where appropriate, a similar sentence declaring conformity with other Directives and/or relevant provisions with which the machinery complies;
- the name and address of the notified body which carried out conformity assessment in accordance with the Outdoor Noise Directive 2000/14/EC;
- the guaranteed and measured sound power level in accordance with the Outdoor Noise Directive 2000/14/EC;
- the place and date of the declaration;
- the identity and signature of the person empowered to draw up the declaration on behalf of the manufacturer or his authorised representative.


7. Warning text or pictograms on the machine*

- Read instructions



alternatives

- Keep bystanders away



- Beware of sharp blades. Blades continue to rotate after the motor is switched off. Remove plug from mains before maintenance or if cord is damaged.



- Keep the supply flexible cord away from cutting means.

* If pictograms are used, they must be explained in the instructions

* If text is used, it must be in the official language(s) of the country where the product is sold