

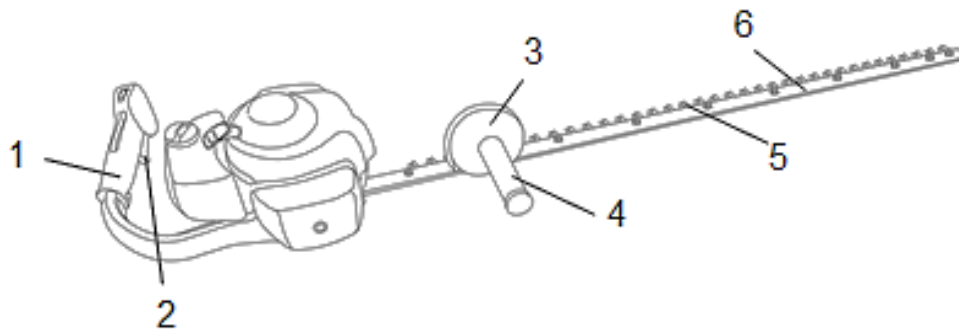
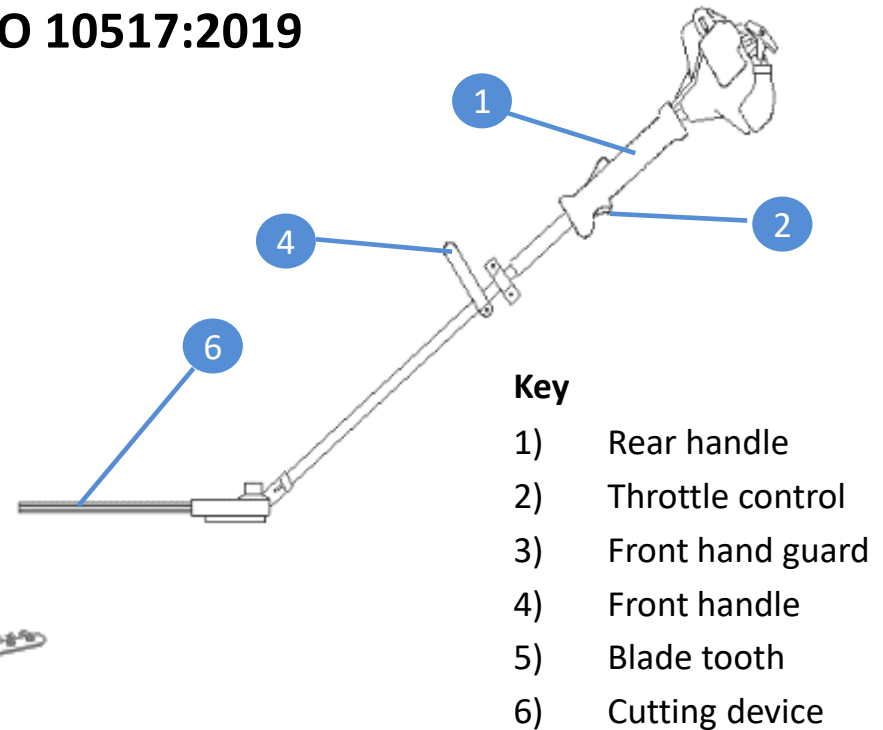
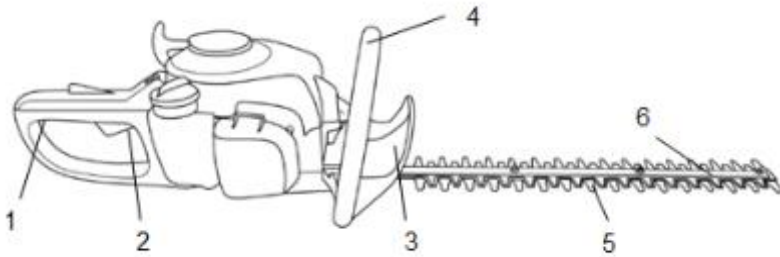
**Compliance Guide**  
**3<sup>rd</sup> edition 10/2020**

# **Hedge trimmers** **(combustion engine powered)**

European Garden Machinery Federation  
EGMF  
Bd Reyers 80, 1030 Brussels, Belgium  
[secretariat@egmf.org](mailto:secretariat@egmf.org)  
+32 2 706 82 37

# 1. Introduction

## Hedge trimmer in conformity with EN ISO 10517:2019



**Portable hand-held combustion engine  
powered hedge trimmer**

**Note:**

1. The standards indicated in this guide are the latest published versions.
2. The inspection of a product should be conducted using **ONLY** the standards as declared by the manufacturer in the D.o.C. delivered with the product.


# 1. Introduction

## Main EU technical Directives / Regulations to be applied to combustion engine powered hedge trimmers

**Directive 97/68/EC** repealed  
01.01.2017

**Regulation (EU) 2016/1628**  
Exhaust Emissions plus  
supplementary acts

**Directive 2011/65/EU  
(as amended)**  
Restriction of Hazardous  
Substances (RoHS)



**Directive 2006/42/EC**  
Machinery

**Directive 2000/14/EC  
(as amended)**  
Outdoor Noise

**Directive 2014/30/EU**  
Electromagnetic Compatibility

# 1. Introduction

## Is this hedge trimmer compliant with EU Directives?

- ✓ • This guide is intended for quick evaluation of combustion engine powered hedge trimmer marking:
  - CE marking
  - Engine exhaust emission marking (EC type approval number)
  - Guaranteed sound power level
  
- ✓ • Documentation:
  - EU declaration of conformity
  - Instructions
  
- ✗ • This guide is not applicable for technical evaluations
- ✗ • This guide is not applicable to **electric hedge trimmers**
- ✗ • This guide contains extracts of relevant regulations and does not claim completeness of contents

# 2. Machinery Identification / CE Marking

## Machinery Directive 2006/42/EC




Illustration from 2006/42/EC

### CE marking:

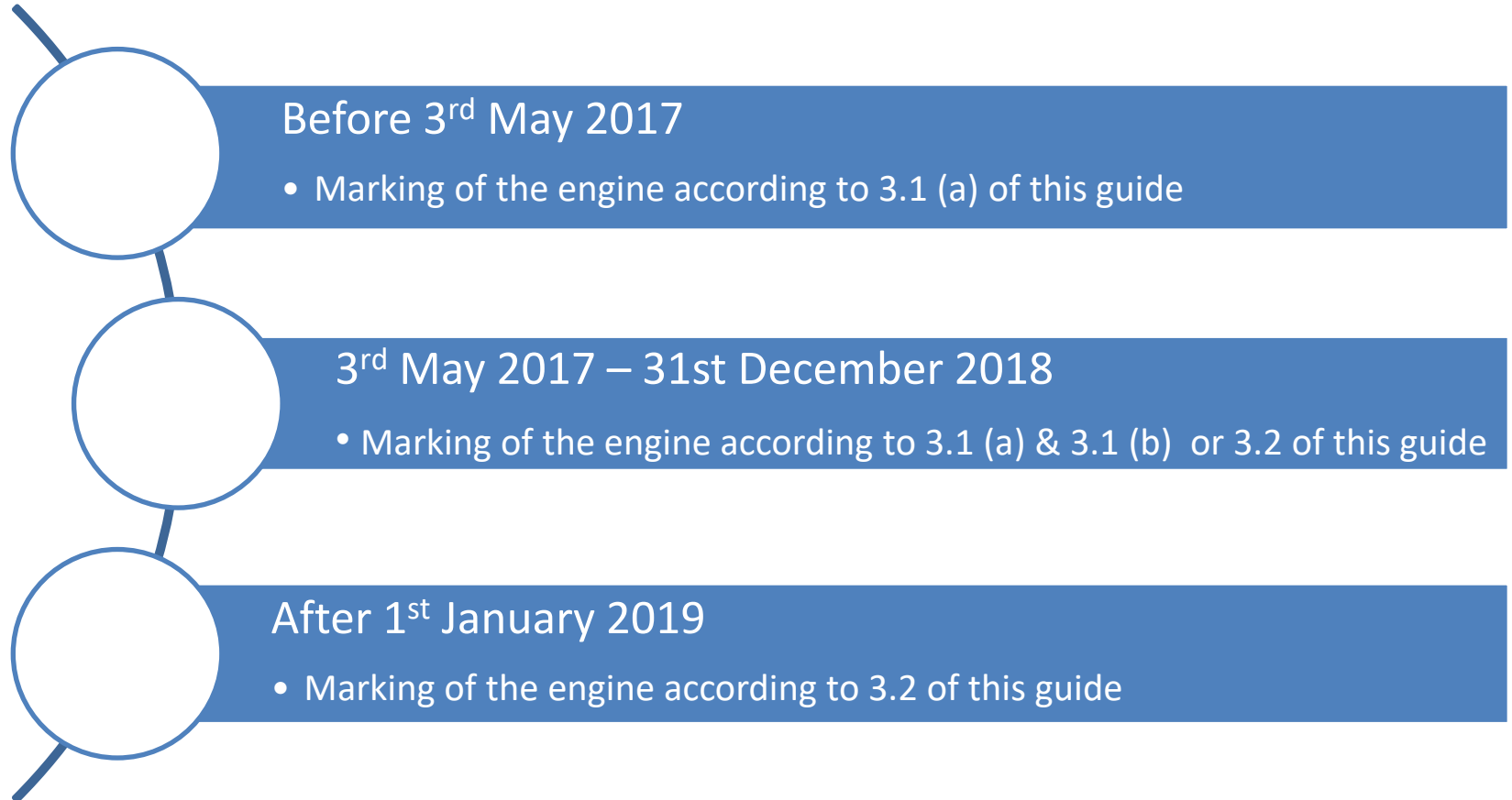
- The CE Conformity marking shall consist of the initials 'CE' as shown left;
- The CE marking shall be affixed to the machinery visibly, legibly and indelibly;
- The CE marking must contain the minimum particulars (on the machine e.g. labelled, printed, embossed, etc.);
- The CE marking must be affixed in the immediate vicinity of the name of the manufacturer or his authorised representative, using the same technique.

### Marking of machinery:

- Business name and address of the manufacturer or his authorised representative;
- Designation of the machinery (may be indicated by a code);
- Designation of series or type (may be indicated by a code and may be combined with the designation of the machinery);
- Serial number, if any;
- Year of construction/assembly.

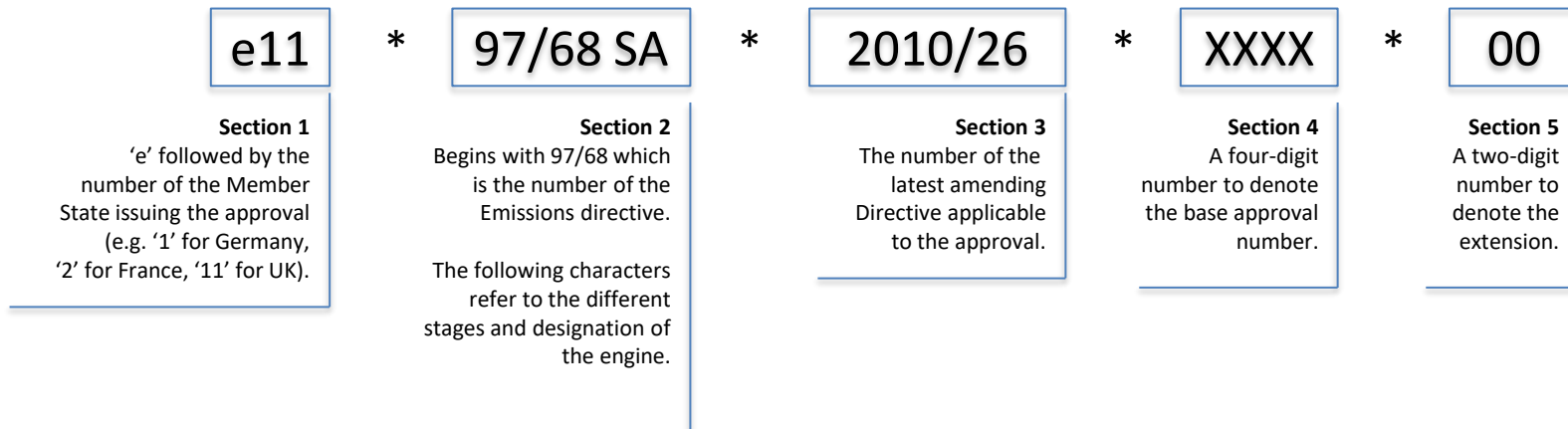
# 3. Exhaust Emission Marking

**According to the manufacturing date of the engine:**



# 3.1(a) Engine Marking / EC Type Approval

- Until 31.12.18 engines that are in conformity with Directive 97/68/EC may continue to be produced and shall be marked with the EC Type Approval number according to the format below
- The EC type-approval number must be durable for the useful life of the engine and must be clearly legible and indelible
- The marking must be located so as to be readily visible to the average person after the engine has been completed with all the auxiliaries necessary for engine operation
- The number must consist of five sections separated by the ‘\*’ character
- Example:



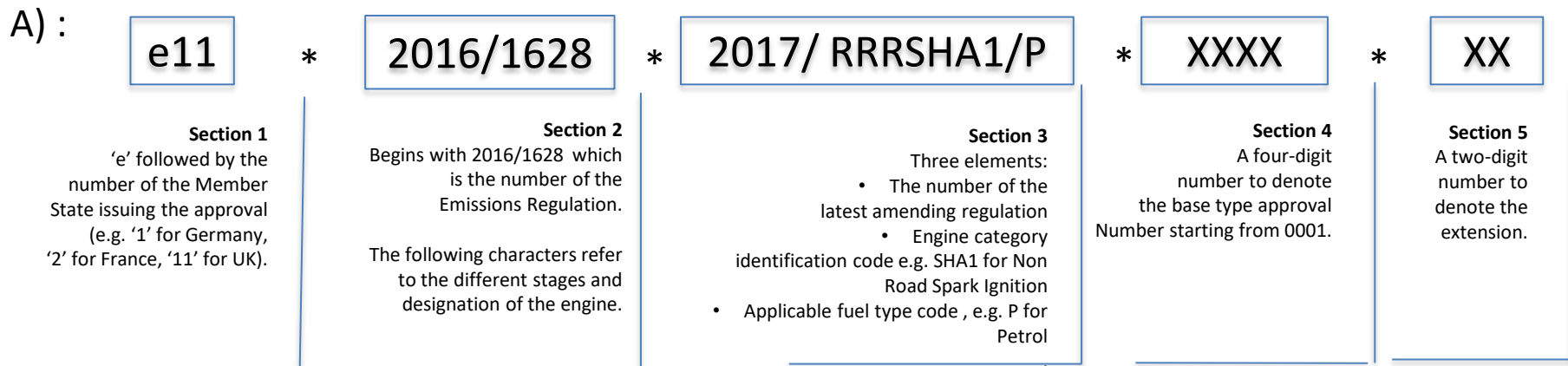
## 3.1(b) Transition Scheme – Reg. (EU) 2016/1628

- Transition scheme allows, during a transition period, the placing on the EU market of engines produced prior to the applicable Stage V placing on the market date. These engines are called transition engines.
- ‘transition period’ means the first 24 months following the dates set out in Annex III for the placing on the market of Stage V engines.
- The applicable dates are:
  - 31st December, 2018: End of production of Transition engines.
  - 30th June 2021: Last date of production for machines incorporating Transition engines.
  - 31st December, 2021: End of placing on the market of machines incorporating Transition engines.
- For the transition engine, marking shall additionally include the engine production date in month and year (e.g. MM/YYYY), this marking may be a separate mark. For a machine incorporating a transition engine, the machine production date in month and year (e.g. MM/YYYY) can be used instead of the engine production date.

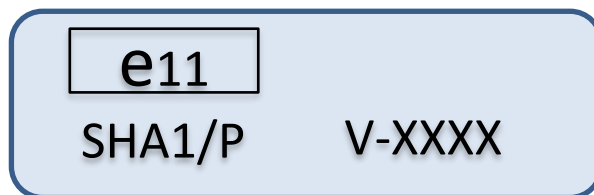


## 3.2 Engine Marking / EC Type Approval

- From 01.01.2019 engines shall be in conformity with Regulation (EU) 2016/1628 and be marked with the EC Type Approval number according to the format below, either by the certificate number A) or by a simplified mark B)
- Example for a hand-held petrol engine below 50 cc , the engine category is NRSh and sub-category is NRSh-v-1a so the coding is SHA1



B) :



## 3.2 Engine Marking / EC Type Approval

- The engine marking shall include the engine production date in month and year (e.g. MM/YYYY)
  - For engine categories NRSh and NRS (excluding sub-categories NRS-v-2b and NRS-v-3), where engine and machine are fully integrated and cannot be identified as separate components, it is permitted to use the machine production date.

## 4. Marking / Outdoor Noise Label

### Outdoor Noise Directive 2000/14/EC (as amended)

- The indication of the guaranteed sound power level must consist of:
  - the single number of the guaranteed sound power in dB
  - the sign  $L_{WA}$  and
  - a pictogram taking the following form:



example

- There is no noise limit for hedge trimmers but noise marking and declaration of the values in the instruction handbook are required.

# 5. Documentation / Instructions

## Machinery Directive 2006/42/EC

For clarification, consult the European Commission Guide to application of the Machinery Directive 2006/42/EC



- Machinery must be accompanied by instructions in the official Community language(s) of the Member State in which it is made available
- The instructions must contain at least the following information:
  - business name and full address of the manufacturer and of his authorised representative (if the manufacturer is not located in an EU Member State);
  - descriptions and explanations necessary for safe use, adjustment and maintenance operations that should be carried out by the user, and the preventive maintenance measures that should be taken;
  - a description of the intended use of the machinery (professional use and use by consumers);
  - warnings concerning ways in which the machinery must not be used that experience has shown might occur;
  - Noise emissions and hand-arm vibrations.

# 6. Documentation / EU Declaration of Conformity

**2006/42/EC, 2000/14/EC, 2014/30/EU, 2011/65/EU**

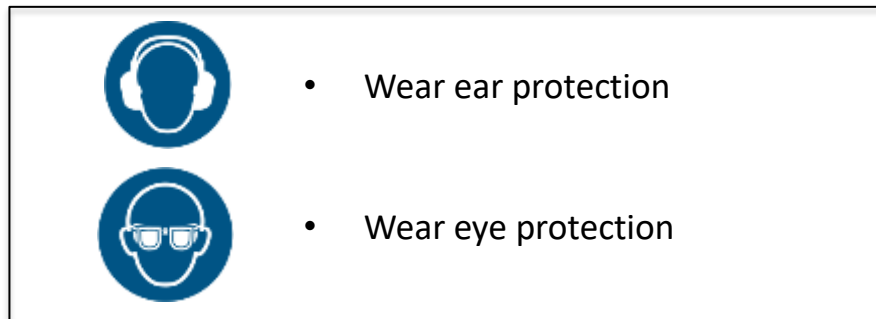
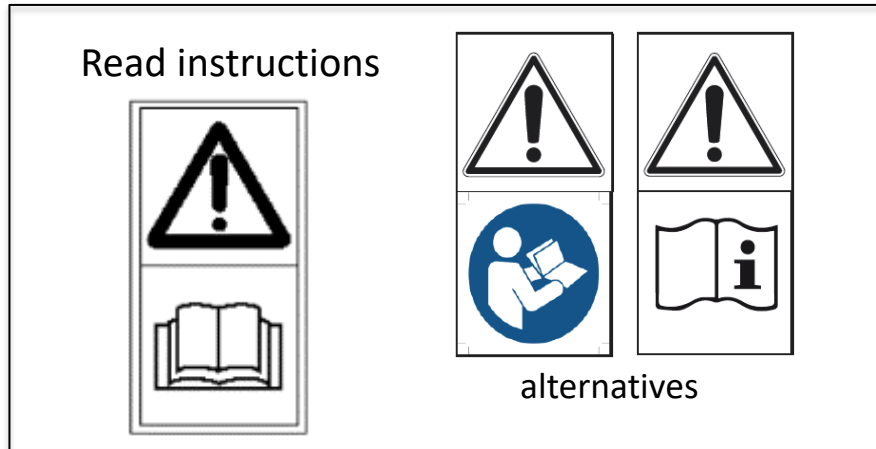
For clarification, consult the European Commission Guide to application of the Machinery Directive 2006/42/EC



The EU declaration of conformity must contain at least the following particulars:

- business name and full address of the manufacturer and, where appropriate, his authorised representative;
- name and address of the person authorised to compile the technical file, who must be established in the European Union;
- description and identification of the machinery including generic denomination, function, model, type, serial number and commercial name;
- a sentence expressly declaring that the machinery fulfils all the relevant provisions of this Directive and, where appropriate, a similar sentence declaring conformity with other Directives and/or relevant provisions with which the machinery complies;
- the name and address of the notified body which carried out the conformity assessment in accordance with the Outdoor Noise Directive 2000/14/EC;
- the guaranteed and measured sound power level in accordance with the Outdoor Noise Directive 2000/14/EC;
- the place and date of the declaration;
- the identity and signature of the person empowered to draw up the declaration on behalf of the manufacturer or his authorised representative.

# 7. Warning Text or Pictograms on the Machine\*



\* If pictograms are used, they must be explained in the instructions

\* If text is used, it must be in the official language(s) of the country where the product is sold