

Compliance Guide
3rd edition 10/2020

Lawnmowers

(pedestrian controlled, battery powered)

European Garden Machinery Federation

EGMF

Bd Reyers 80, 1030 Brussels, Belgium

secretariat@egmf.org

+32 2 206 68 66

This guide is intended to help market surveillance authorities with the checking of conformity of pedestrian controlled battery powered lawnmowers in the European Union. It should only be taken as suggestions or observations for consideration.

1. Introduction

Lawnmower in conformity with EN 60335-1:2012/A2:2019 & EN 60335-2-77:2010



Key

- 1) Operator Presence Control
- 2) Self closing rear discharge guard
- 3) Grass catcher
- 4) Cutting means enclosure

Note:

1. The standards indicated in this guide are the latest published versions.
2. The inspection of a product should be conducted using **ONLY** the standards as declared by the manufacturer in the D.o.C. delivered with the product.

Rear collect pedestrian controlled battery powered lawnmower


1. Introduction

Main EU technical Directives to be applied to battery powered pedestrian controlled lawnmowers

Directive 2006/42/EC
Machinery

Directive 2011/65/EU
RoHS
(as amended)
Restriction of Hazardous
Substances

Directive 2012/19/EU
WEEE
Waste Electrical &
Electronic Equipment



Directive 2000/14/EC
(as amended)
Outdoor Noise

Directive 2014/30/EU
Electromagnetic Compatibility

1. Introduction

Is this lawnmower compliant with EU Directives?

- ✓ • This guide is intended for quick evaluation of battery powered pedestrian controlled lawnmower marking:
 - CE marking
 - Guaranteed sound power level

- ✓ • Documentation:
 - EU declaration of conformity
 - Instructions

- ✗ • This guide is not applicable for technical evaluations
- ✗ • This guide is not applicable to combustion engine driven and mains electric pedestrian controlled lawnmowers
- ✗ • This guide contains extracts of relevant regulations and does not claim completeness of contents

2. Machinery Identification CE Marking

Machinery Directive 2006/42/EC

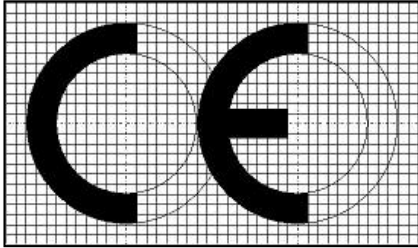


Illustration from 2006/42/EC

CE marking:



- The CE Conformity marking shall consist of the initials 'CE' as shown left;
- The CE marking shall be affixed to the machinery visibly, legibly and indelibly;
- The CE marking must include the minimum particulars (on the machine e.g. labelled, printed, embossed, etc.);
- The CE marking must be affixed in the immediate vicinity of the name of the manufacturer or his authorised representative, using the same technique.

Marking of machinery:

- Business name and address of the manufacturer or his authorised representative;
- Designation of the machinery (may be indicated by a code);
- Designation of series or type (may be indicated by a code and may be combined with the designation of the machinery);
- Serial number, if any;
- Year of construction/assembly;
- Mass of the machine, in kg.

3. Marking requirements

From EN 60335-2-77:2010

- Rated voltage in Volts e.g. 36 V
- Nature of supply, d.c. or 
- Battery-powered machines incorporating a battery charger shall be marked class II 
- IP number according to degree of protection against ingress of water:
 - Minimum IPX4 for Class II battery-powered lawnmowers
 - Minimum IPX1 for Class III battery-powered lawnmowers

From WEEE Directive 2012/19/EU

- Waste Electrical & Electronic Equipment



4. Marking / Outdoor Noise Label

Outdoor Noise Directive 2000/14/EC (as amended)

- The indication of the guaranteed sound power level must consist of:
 - - the single number of the guaranteed sound power in dB
 - - the sign L_{WA} and
 - - a pictogram taking the following form:



Example


- Noise limits for battery pedestrian controlled lawnmowers by cutting width (L in cm):

$L \leq 50$	= 96 dB(A)
$50 < L \leq 70$	= 98 dB(A)
$70 < L \leq 120$	= 100 dB(A)
$L > 120$	= 105 dB(A)

5. Documentation / Instructions

Machinery Directive 2006/42/EC

For clarification, consult the European Commission Guide to application of the Machinery Directive 2006/42/EC




- Machinery must be accompanied by instructions in the official Community language(s) of the Member State in which it is placed on the market
- The instructions must contain at least the following information:
 - business name and full address of the manufacturer and of his authorised representative (if the manufacturer is not located in an EU Member State);
 - descriptions and explanations necessary for safe use, adjustment and maintenance operations that should be carried out by the user, and preventive maintenance measures that should be taken;
 - a description of the intended use of the machinery;
(professional use and use by consumers)
 - warnings concerning ways in which the machinery must not be used that experience has shown might occur;
 - Noise emissions and hand-arm vibrations.

6. Documentation / EU Declaration of Conformity

2006/42/EC, 2000/14/EC, 2014/30/EU, 2011/65/EU

For clarification, consult the European Commission Guide to application of the Machinery Directive 2006/42/EC

The EU declaration of conformity must contain at least the following particulars:

- 
- business name and full address of the manufacturer and, where appropriate, his authorised representative;
 - name and address of the person authorised to compile the technical file, who must be established in the European Union;
 - description and identification of the machinery including generic denomination, function, model, type, serial number and commercial name;
 - a sentence expressly declaring that the machinery fulfils all the relevant provisions of this Directive and, where appropriate, a similar sentence declaring conformity with other Directives and/or relevant provisions with which the machinery complies;
 - the name and address of the notified body which carried out conformity assessment in accordance with the Outdoor Noise Directive 2000/14/EC;
 - the guaranteed and measured sound power level in accordance with the Outdoor Noise Directive 2000/14/EC;
 - the place and date of the declaration;
 - the identity and signature of the person empowered to draw up the declaration on behalf of the manufacturer or his authorised representative.

7. Warning text or pictograms on the machine*



Read instructions



Alternatives



Keep bystanders away



Beware of sharp blades. Blades continue to rotate after the motor is switched off. Remove disabling device before maintenance.

* If pictograms are used, they must be explained in the instructions

* If text is used, it must be in the official language(s) of the country where the product is sold